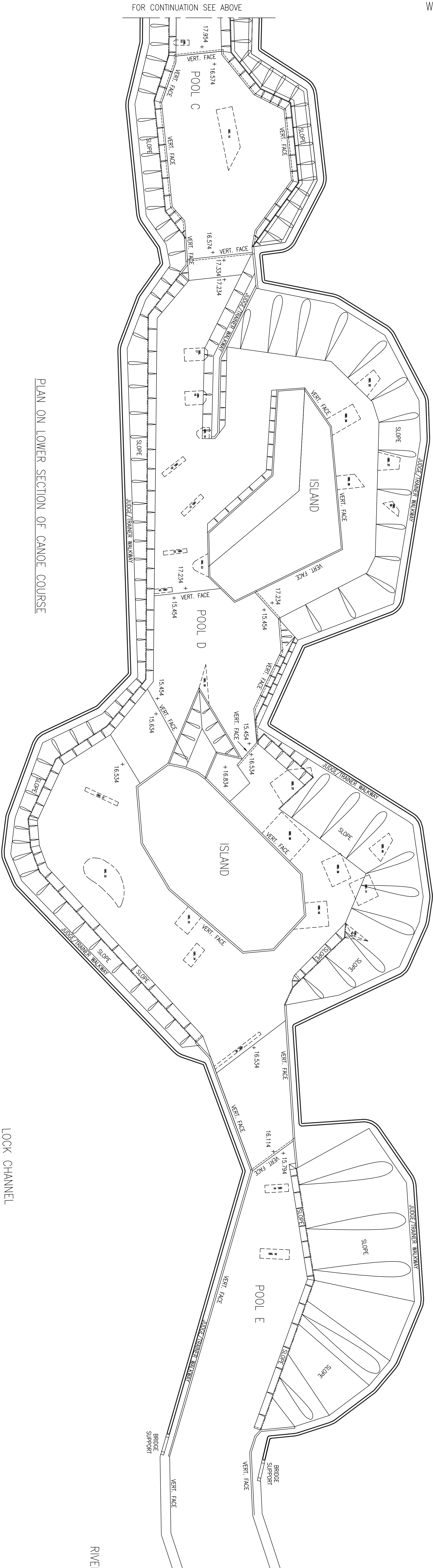
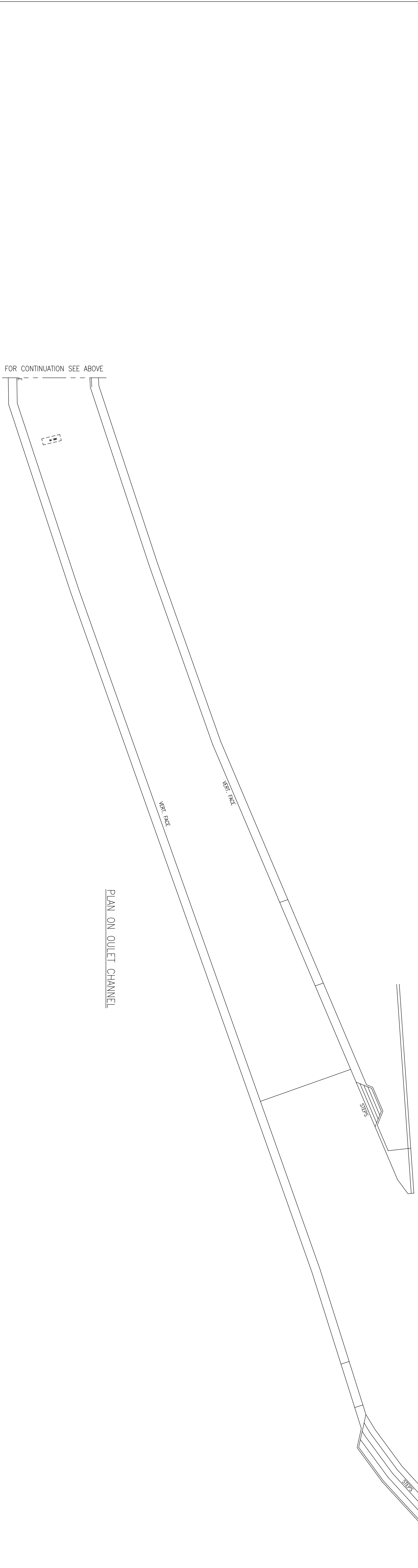


PLAN ON UPPER SECTION OF CANOE COURSE



PLAN ON LOWER SECTION OF CANOE COURSE




PLAN ON OULET CHANNEL

Notes

All dimensions to be checked on the site and co-ordinated with the relevant Authority's drawings. Any discrepancy to be reported to the Engineer prior to construction. The Engineer's drawings shall be modified without the written approval of the Engineer and shall be replaced in the field of work without the written approval of the Engineer. The Engineer shall be responsible for the design and construction of the project. All dimensions in mm unless stated otherwise. All work to be done in accordance with the relevant British Standards and specifications.

Do not scale from this drawing.

Revisions



**PATRICK PARSONS**  
CONSULTANTS

25 Colingwood Street  
Nottingham NG1 1LE  
T: 0191 261 9000  
F: 0191 261 9222  
E: [enquiries@patrickparsons.co.uk](mailto:enquiries@patrickparsons.co.uk)  
W: [www.patrickparsons.co.uk](http://www.patrickparsons.co.uk)

Client  
SPORT ENGLAND

Project  
HUNTER PIERREPONT  
NOTTINGHAM  
CANOE COURSE UPGRADE

Drawing  
OVERALL COURSE  
EXISTING LAYOUT  
PLAN

Scales 1:250  
Drawn EJR 08  
Date JULY 08  
Checked

Status PRELIMINARY  
Drawing No. 08054-01 Rev.